

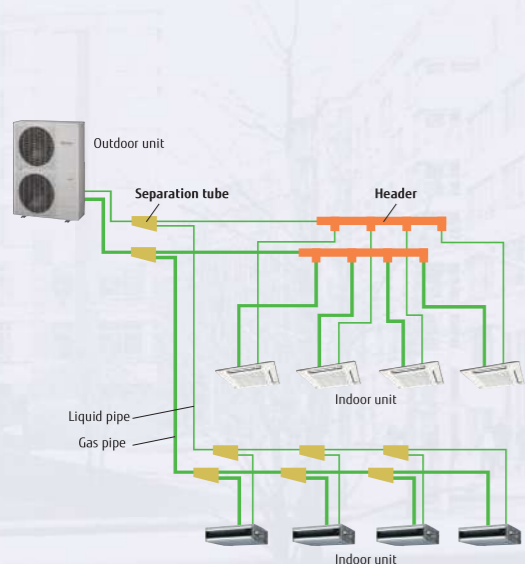
Heat Pump

for Small Capacity Type




System configuration example

- This system is used for small and medium-sized buildings. 1 refrigerant system is used for each outdoor unit.
- Connection of multiple indoor units using separation tubes and headers.



New intelligent refrigerant control

Fujitsu general proposes New outdoor unit which includes New refrigerant control. New refrigerant control can be operated with suitable control corresponding to heat load of the room and can offer a more comfortable space. New refrigerant control can also provide more energy savings.



High Static Pressure

External static pressure is available up to 30Pa for 4/5/6HP.



Advanced high efficiency technology

Large propeller fan
High performance and low noise realized by large propeller and optimization of angle.

DC fan motor
Miniaturized, low noise, high efficiency, multi-stage DC fan motor is mounted.

Large heat exchanger
Heat exchange performance is substantially improved by mounting of 3-row large heat exchanger.

DC twin rotary compressor
High efficiency compressor motor
Optimized refrigerant flow design
Highly accurate parts
Efficiency in all load regions is good. Especially good performance from low to medium at normal operation.

DC inverter control
Efficiency is improved by mounting of new active filter module.

Subcool heat exchanger
Cooling performance is improved by mounting of dual tube heat exchanger.

DC Twin Rotary compressor
Compressor efficiency vs Compressor capacity graph showing high efficiency across the range.

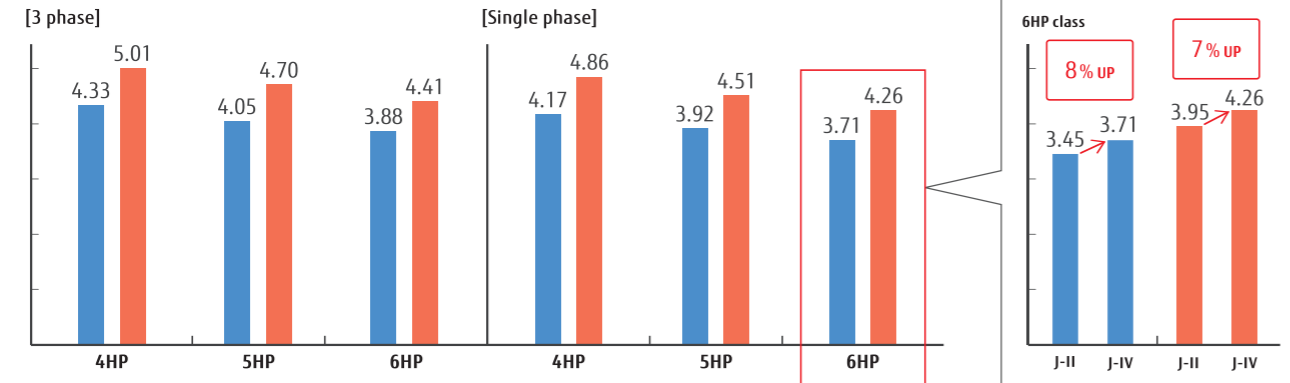
4,5,6HP : AJY040LBLEBH / AJY045LBLEBH / AJY054LBLEBH
 AJY040LELBH [3 phase] / AJY045LELBH [3 phase] / AJY054LELBH [3 phase]



Efficiency in actual operation

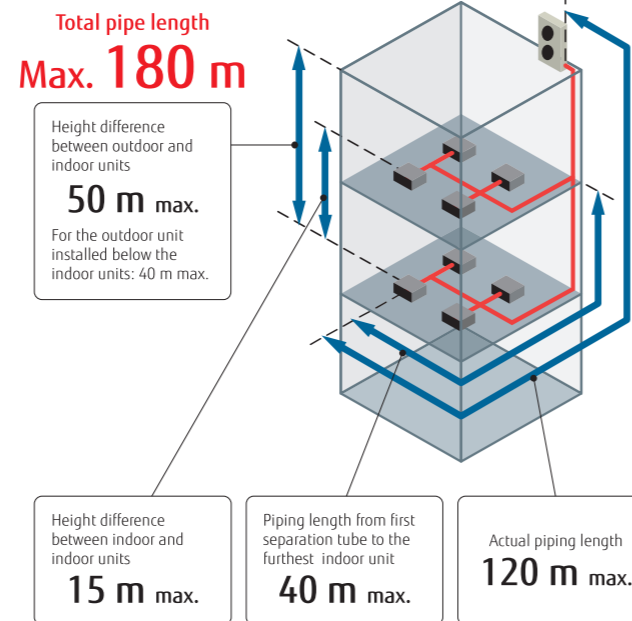
Top class high COP (Max. Heating) is achieved for all models by large heat exchanger, high efficient DC twin compressor, and our own technologies.

High EER / COP (Max. Heating)



Long piping length

Our advanced refrigerant control technology allows us to achieve a total refrigerant piping length of 180 m. This opens up new possibilities in system design.



Up to 14 units* can be connected

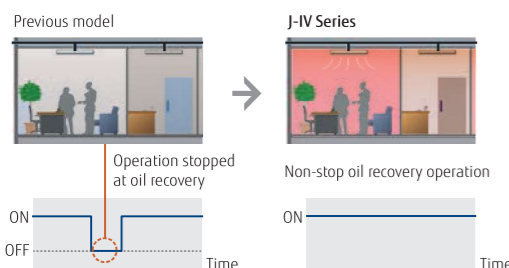
Up to 14 units* can be connected. The combination of the smallest but adequate capacity indoor unit and a new outdoor unit with the optimum heat exchanger structure has realized the industry's top class connection of 14 units.

*: 6 HP model

Model	Current model (J-III)			New model (J-IV)		
	4	5	6	4	5	6
Rating Capacity range (HP)	4	5	6	4	5	6
Max. Connectable indoor unit	1-9	1-10	1-13	1-11	1-12	1-14


Non-stop oil recovery operation

A comfortable room condition is maintained during oil recovery mode because the product continues to operate without stopping the cooling or heating operation.



Easier Installation

Connection check function : Possible to confirm whether wiring connection and address setting are correct by a quick check run function.



Specifications

Rating Capacity range		HP	4	5	6
Model name			AJY040LBLEBH	AJY045LBLEBH	AJY054LBLEBH
Maximum Connectable Indoor Unit			1-11	1-12	1-14
Power source			Single phase, ~230V, 50Hz		
Capacity	Cooling	kW	12.1	14.0	15.5
	Nominal Heating		12.1	14.0	15.5
	Max Heating		13.6	16.0	18.0
Input power	Cooling	kW	2.90	3.57	4.18
	Nominal Heating		2.39	2.97	3.50
	Max Heating		2.80	3.55	4.26
EER	Cooling	W/W	4.17	3.92	3.71
	Nominal Heating		5.06	4.71	4.43
	Max Heating		4.86	4.51	4.23
COP	Cooling	W/W	5.06	4.71	4.43
	Nominal Heating		4.86	4.51	4.23
	Max Heating		5.06	4.71	4.43
Airflow rate		m ³ /h	6,200	6,400	6,900
Sound pressure level / Power level	Cooling	dB(A)	50 / 65	51 / 65	53 / 66
	Heating		52 / 67	55 / 69	56 / 69
Heat exchanger fin			Blue fin	Blue fin	Blue fin
Net Dimensions	Height	mm	1,334	1,334	1,334
	Width		970	970	970
	Depth		370	370	370
Weight		kg	117	117	119
	Refrigerant	Type (Global Warming Potential)	R410A (2,088)	R410A (2,088)	R410A (2,088)
Connection pipe diameter	Charge	kg(CO ₂ eq-T)	4.8 (10.0)	5.3 (11.1)	5.3 (11.1)
	Liquid		9.52	9.52	9.52
Total pipe length	Gas	mm	15.88	15.88	19.05
	Max. height difference		m	180	180
Operation range	Cooling	°C	-5 to 46	-5 to 46	-5 to 46
	Heating		-20 to 21	-20 to 21	-20 to 21

Note: Specifications are based on the following conditions.
 Cooling: Indoor temperature of 27°CDB/19°CWB, and outdoor temperature of 35°CDB/24°CWB.
 Heating: Indoor temperature of 20°CDB/15°CWB, and outdoor temperature of 7°CDB/6°CWB.
 Pipe length: 7.5 m; Height difference between outdoor unit and indoor unit: 0 m.
 The protective function may work when using it outside the operation range.

Dimensions

(Unit : mm)

